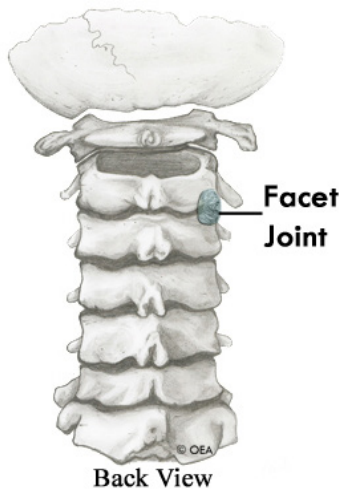


CERVICAL FACET INJECTION

For Chronic Neck Pain & Headache



Back View

A cervical facet joint injection is an outpatient procedure for diagnosing and treating neck, shoulder, and upper back and headache pain. This information sheet will explain what it is. Your doctor can explain if it is for you.

What are cervical facet joints?

Facet joints connect the vertebrae, the bones of the spine. They help guide your spine when you move. The neck area of the spine is called the cervical region. It contains seven vertebrae.

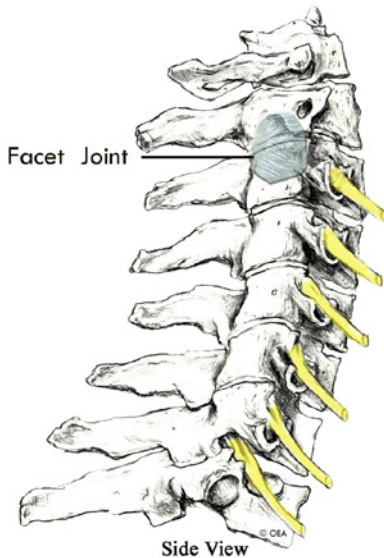
Facet joints are found on both sides of the spine. Each is about the size of a thumbnail. Cervical facet joints are named for the vertebrae they connect and the side of the spine where they are found. The right C2-3 facet joint, for example, joins the 2nd and 3rd vertebrae on the right side.

What is cervical facet joint pain?

You may feel pain if a cervical facet joint is injured. Sometimes it feels like muscle tension. Other times it can be severe pain.

The cartilage inside the joint may be injured. Other times only connecting ligaments surrounding the joint are injured.

Facet pain also depends on which facet joint is affected. Cervical facet pain can occur in an area from your head down to your lower shoulder blade. The diagram shows areas of pain usually associated with specific joints.



Side View

How do I know if I have cervical facet pain?

If you have pain in one or more of these areas when you turn your head or neck, and it lasts longer than two months, you may have cervical facet pain. Common tests such as x-rays or MRIs may not always show if a facet joint is causing pain.

What is a cervical facet injection?

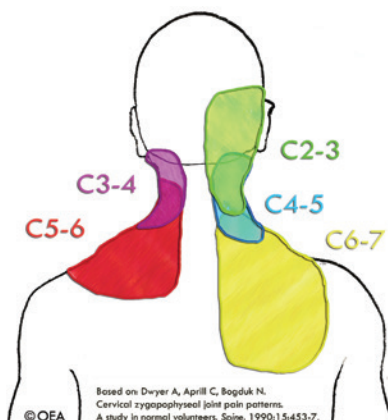
In a cervical facet injection, an anesthetic and steroid are injected into one or more of your cervical facet joints.

The injection can be used to diagnose or treat. A local anesthetic (numbing medicine) and corticosteroid (anti-inflammatory medicine) may be injected to see if they temporarily lessen your pain. If they do, and if this helps you move better, it may tell the doctor which facet joint is causing the pain. The steroid is used to treat inflammation of the facet joint.

What happens during an injection?

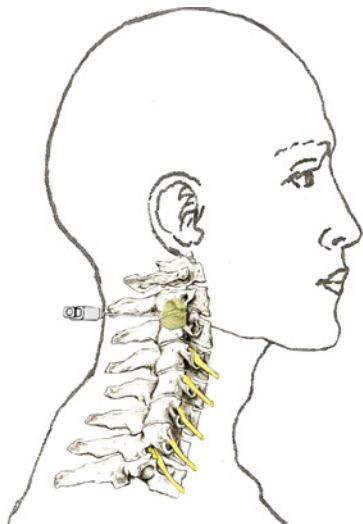
A local anesthetic will be used to numb your skin. The doctor will then insert a thin needle directly into the facet joint. Fluoroscopy, a type of x-ray, must be used to ensure the safe and proper position of the needle. A dye may also be injected to make sure the needle is at the correct spot.

When the doctor is sure the needle is at the correct place, the medicine will be injected.



Based on Dryer A, Aprill C, Bogduk N. Cervical zygapophysial joint pain patterns. A study in normal volunteers. Spine. 1990;15:453-7.

For Chronic Neck Pain & Headache



What happens after an injection?

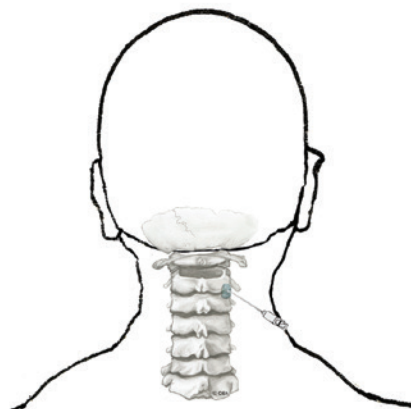
You will be monitored for up to 30 minutes after the injection. When you are ready to leave, the staff will give you discharge instructions. You will also be given a pain diary. It is important to fill this out because it helps your doctor know how the injection is working.

It may help to move your neck in ways that hurt before the injection, to see if the pain is still there, but do not overdo it. Take it easy for the rest of the day.

You may feel immediate pain relief and numbness in your neck for a period of time after the injection. This may indicate the medication has reached the right spot.

Your pain may return after this short pain-free period, or may even be a little worse for a day or two. It may be caused by needle irritation or by the corticosteroid itself. Corticosteroids usually take two or three days to start working, but can take as long as a week.

You can usually return to work the day after the injection, but always check with your doctor.



How long can I expect pain relief?

The extent and duration of pain relief may depend on the amount of inflammation and how many areas are involved. Other coexisting factors may be responsible for your pain. Sometimes an injection can bring several weeks to months of pain relief, and then more treatment is needed. Other times, particularly if there is no underlying bone or joint problem, one injection brings long-term pain relief. If your pain is caused by injury to more than one area, only some of your symptoms may be helped by one injection.

This pamphlet is for general education only. Specific questions or concerns should always be directed to your doctor. Your doctor can explain possible risks or side effects.



The
Center for Pain
of MONTGOMERY, P.C.

David Herrick, M.D.
Bradley Katz, M.D.
Board Certified, Anesthesia and Pain Management

432 St. Lukes Dr.
Montgomery, AL 36117
Phone: 334.387.7246
FAX: 334.387.7250

2065 East South Blvd., Suite 401
Montgomery, AL 36116
Phone: 334.288.7808
FAX: 334.288-8089



ORTHOPEDIC
EDUCATION
ASSOCIATES

© 2005-2012 Orthopedic Education Associates. All rights reserved. 11-07
9501 N. Oak Trwy, Suite 201,
Kansas City, MO 64155
Sales via Modern PT 816-468-5278
sales@oeabrochures.com
www.oeabrochures.com